

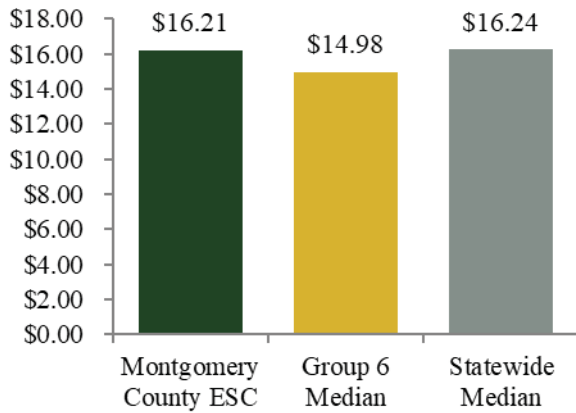
Montgomery County ESC Profile

Operating Revenue:
\$37,638,113

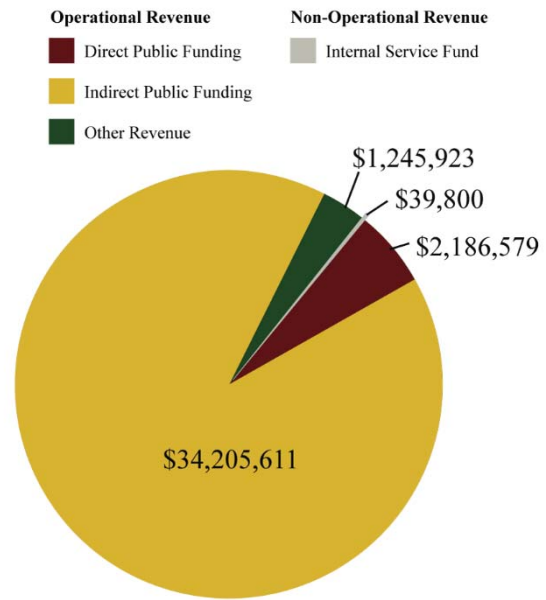
Expenditures:
\$36,804,970

FTEs:
419.00

Revenue Generation Ratio

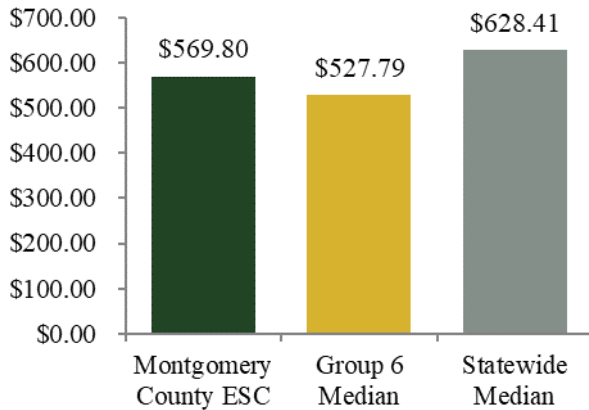


Total Revenue by Source



This ESC collected an additional \$212,630 from local foundation deductions as part of its agreement with its member district(s). This amount is in excess of the required minimum direct funding and is therefore included within the indirect public funding.

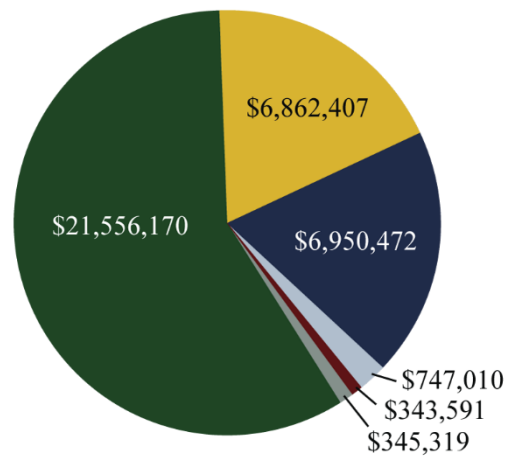
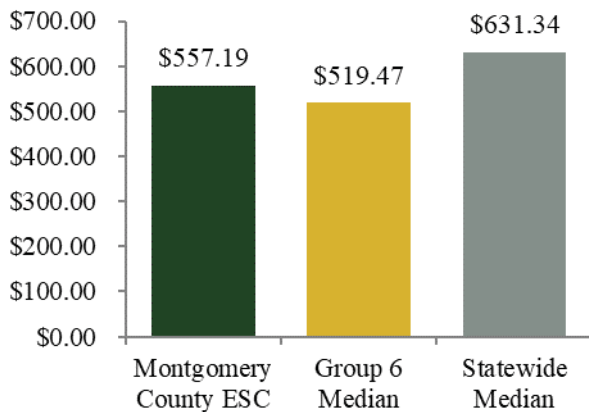
Operating Revenue per Student



Expenditures by Object



Expenditures per Student



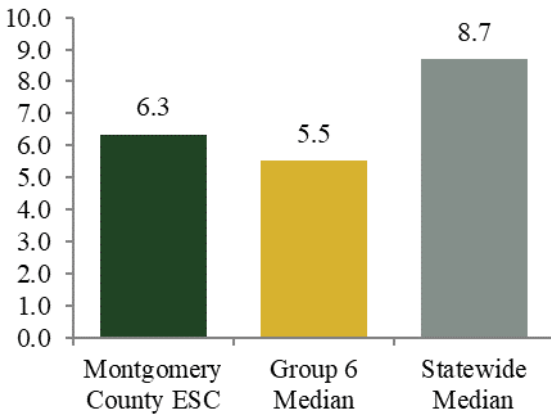
Montgomery County ESC Profile

Operating Revenue:
\$37,638,113

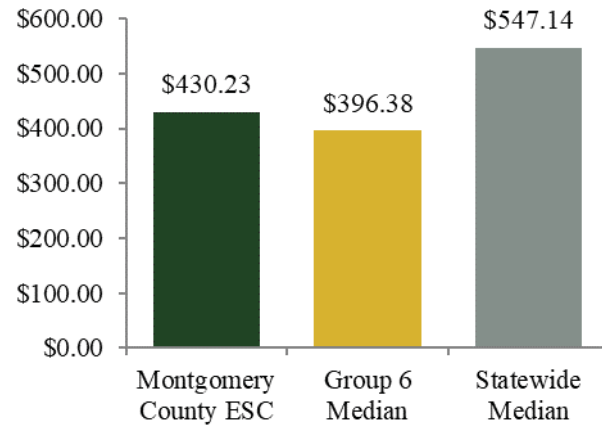
Expenditures:
\$36,804,970

FTEs:
419.00

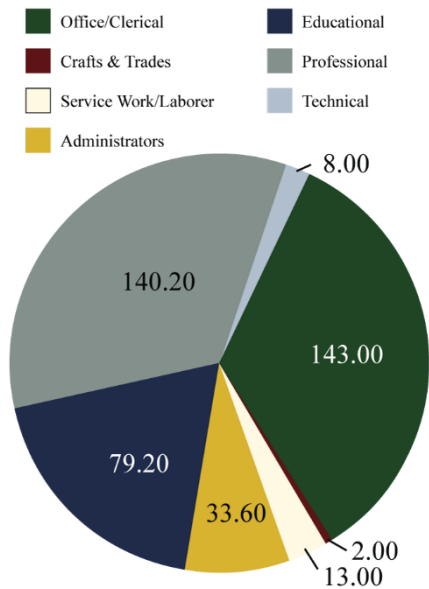
FTEs per 1,000 Students



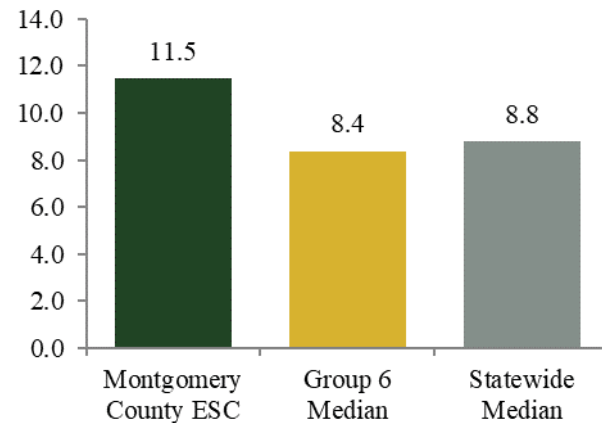
Personnel Cost per Student



FTEs by Category



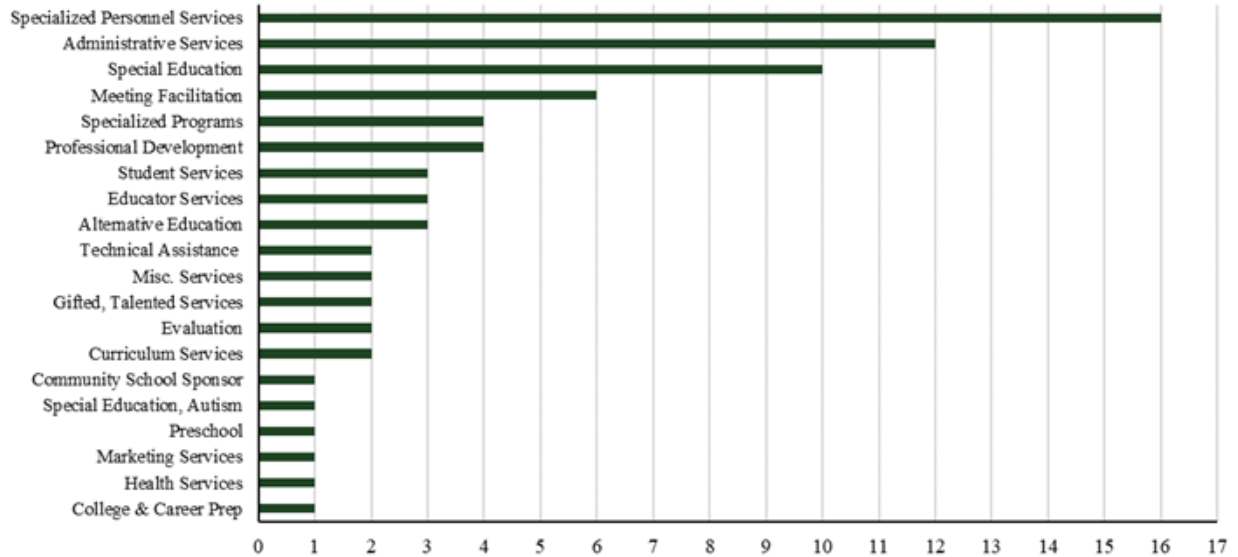
Non-administrative Staff per Administrator



Montgomery County ESC Profile

Operating Revenue: \$37,638,113	Expenditures: \$36,804,970	FTEs: 419.00
---	--------------------------------------	------------------------

Services Offered by Category



Member District Data

Member District Name	Student Enrollment	District Type
Brookville LSD	1,412	3
Centerville CSD	7,853	6
Dayton CSD	13,325	8
Huber Heights CSD	5,649	7
Jefferson Township LSD	421	4
Kettering CSD	7,554	5
Mad River LSD	3,970	7
Miamisburg CSD	5,250	5
New Lebanon LSD	1,148	1
Northmont CSD	4,985	5
Northridge LSD	1,594	4
Oakwood CSD	2,040	6
Trotwood-Madison CSD	2,587	7
Valley View LSD	1,816	3
Vandalia-Butler CSD	2,781	5
West Carrollton CSD	3,670	7